




TRINIDAD AND TOBAGO  
HOUSING DEVELOPMENT CORPORATION  
AN AGENCY OF THE MINISTRY OF HOUSING AND URBAN DEVELOPMENT


# Safe To Work Protocols




# Objectives



**To introduce participants to recommended COVID-19 mitigation strategies for the construction sector.**



**To ensure that construction workers remain healthy and safe.**



**To foster good communication and a safe and respectful working environment for all stakeholders.**



# What is COVID-19

**The coronavirus disease (COVID-19) is an infectious disease caused by a newly discovered coronavirus.**

**The virus is spread through respiratory droplets when an infected person coughs, sneezes or speaks or from touching a contaminated surface and then your eyes, mouth or nose.**

**Some of the symptoms are: fever, dry cough, difficulty breathing, diarrhea and body aches.**

**Symptoms can appear between one (1) day and twelve (12) days following exposure to the virus.**





# Precautionary Measures

## **WORKERS**



**Regularly wash your hands with soap and water or use a hand sanitizer with at least 60% alcohol.**




**Avoid touching your eyes, nose, and mouth with unwashed hands.**



**Cough or sneeze into a disposal tissue or into the crook of your elbow.**



**Avoid large crowds and gatherings.**



**Avoid close contact with people who are sick.**



**Stay home when you are sick.**



# Precautionary measures

## **CONTRACTORS**



- Keep team sizes as small as possible and adopt a roster system.
- Keep a daily record of the members of each work team.
- Divide the work site based on zones, activities or skills
- Apply a one-way system in high-traffic areas, such as lifts, stairwells and scaffolds.
- Allow only necessary workers on site. Support staff can work remotely





# Safety and hygiene protocols

## Before arriving on site

### The contractor is required to

- Apply for a COVID-19 site pass.
- Develop a risk management plan
- Conduct an employee induction.
- Ensure all workers have access to the correct PPE

### Workers should


- Follow the personal health flowchart
- Communicate transportation needs to the contractors to the site.






# Safety and hygiene protocols

## Entering the job site

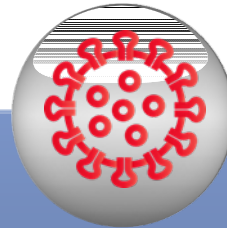


Only relevant personnel should be able to access the site


All workers are required to wash their hands at the designated wash area.



A daily register of all workers entering site must be completed along with a health declaration



Appropriate signage should be posted at the site entrance and in common areas to remind workers of the COVID-19 hygiene protocols



Remove or disable entry systems that require skin contact e.g. fingerprint scanners





# Safety and hygiene protocols

## Operating on the job site



**Staggered start and finish times to reduce congestion and contact.**



**Encourage workers to practise physical distancing (at least two (2) metres apart)**



**Limit the number of visitors to the site**



**All common areas, tools, equipment, plant and vehicles must be cleaned regularly. This also includes scanners, turnstiles, telephones, and desks.**







# Safety and hygiene protocols

## Operating on the job site




Hand washing stations should be installed and equipped with hand soap, hand sanitizer and wiping products

A COVID-19 Response Plan must be available and accessible on site.

Regular toolbox meetings should be held to update workers and ensure that they adhere to safety and hygienic protocols.


One member of the crew should be assigned to receive supplies





# Safety and hygiene protocols

## Operating on the job site | Eating arrangements



---

- The workforce should stay on site once they have entered it and not use local shops.

---

- If workers need to leave the site for any reason, they will have to follow site entry procedures on return.

---

- Workers should be encouraged to bring meals, snacks and refillable drinking bottles from home.

---

- A common area should be dedicated for eating and it should be cleaned regularly.

---

- The break times should be staggered to reduce congestion and contact.

---





# Safety and hygiene protocols


## Leaving the job site



- Workers should wash their hands at the assigned wash area



- Workers must sign out at the end of the working day/shift.



- Each site must be cleaned and sanitized at the end of the working day/ shift.




- All waste and disposable PPE must be removed from site and securely disposed.





# Preparatory Medical Planning

**If employees are displaying signs of the virus, the following steps are to be followed:**

- **Immediately quarantine in a self-contained room or office.**
  - **Notify the Ministry of Health via 877 WELL.**
  - **Sanitize the work area of the affected worker before re-occupancy.**
  - **Conduct contact tracing measures.**
  - **Any employee on sick leave must provide the sick leave and return to work only with a Fit to Work document.**
- 



**LET'S COOPERATE SO THAT WE CAN BANISH  
COVID-19 FROM OUR SHORES.**